



EnergyLED

(Zone 22) North Guiyuan Rd., West Jixi Rd.,
Duanzhou District, Zhaoqing City Guangdong
Province, China

TEL:86-0758-2833488,2877017

FAX:86-0758-2878014

<http://www.energyled.com>

SPECIFICATION

PART NO. : HBFED2E-UNF1-XX1-200

Flood Light

Preliminary

IP66

Approved by

Checked by

Prepared by

Yang

Mark

Sean



Flood Light

[illegible]

**Part Number Information:**HBFED2E-UNF1-XX1-200

SS:2700K

WW:3000K


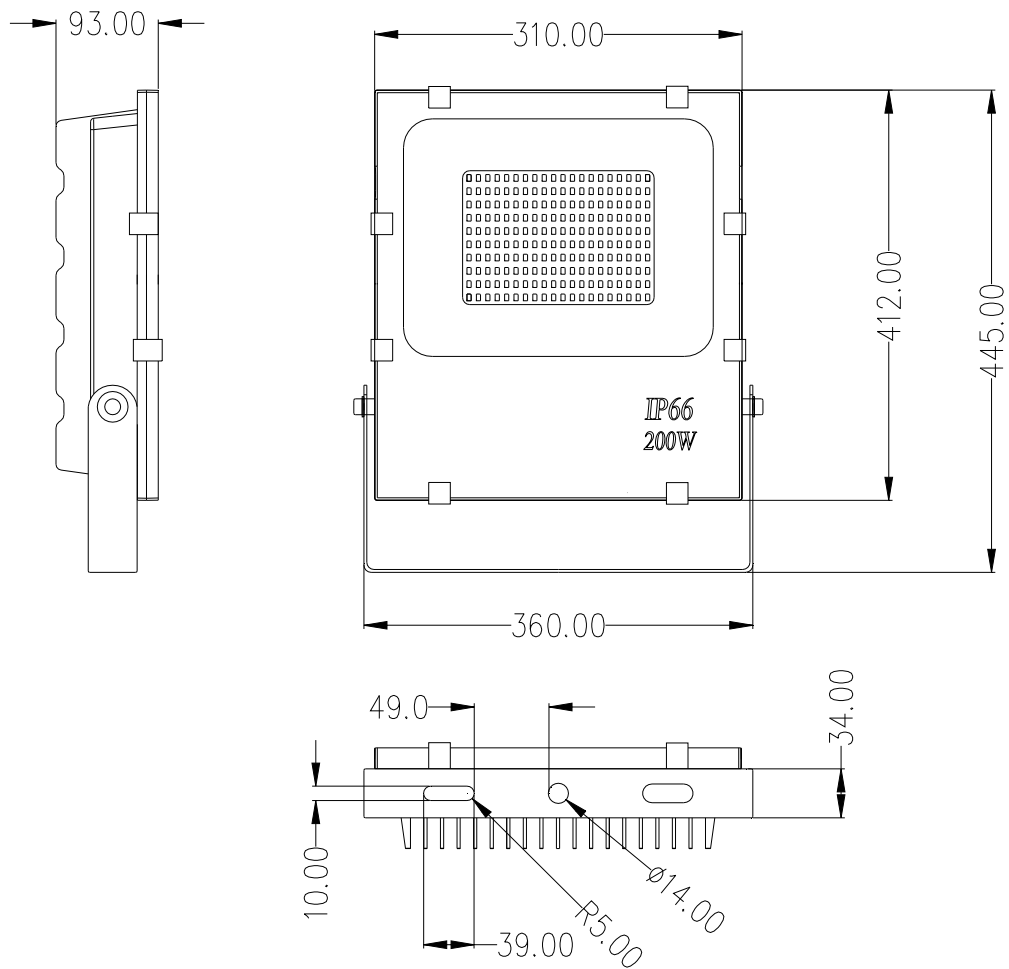
TW:4000K

DW:5000K

CW:5700K

EW:6000K

NW:6500K

**Dimensions:**

1. All dimensions are in millimeters.
2. Tolerance is ± 5 mm unless otherwise noted.
3. 4.IP degrees: IP66.

**Description**

Part No.	Emitting Color	CCT	Operation Voltage
HBFED2E-UNF1-SS1-200	Warm White	2700K	100-277 VAC
HBFED2E-UNF1-WW1-200	Warm White	3000K	100-277 VAC
HBFED2E-UNF1-TW1-200	Warm White	4000K	100-277 VAC
HBFED2E-UNF1-DW1-200	White	5000K	100-277 VAC
HBFED2E-UNF1-CW1-200	White	5700K	100-277 VAC
HBFED2E-UNF1-EW1-200	White	6000K	100-277 VAC
HBFED2E-UNF1-NW1-200	White	6500K	100-277 VAC

Absolute Maximum Ratings at Ta=25 °C

Parameter	Symbol	Rating	Unit
Operating Temperature Range	Topr.	-25 to +45	°C
Storage Temperature Range	Tstg.	-40 to +60	°C
L-N Class II (2 ohm) (IEC61000-4-5 2014)	---	6000	V
Operating Humidity (non – condensing)	%	20~90	RH

**Electrical And Optical Characteristics:****PART NO. : HBFED2E-UNF1-SS1-200**

Parameter	Symbol	Condition	Min.	Typ.	Max.	Unit
Luminous Flux	Φ_v	220 VAC	16000	20000	--	lm
Correlated Color Temperature	CCT		2400	2700	3000	K
Color Index	%		80	-	-	Ra
Viewing Angle	$\Delta\theta$		--	110°	--	Deg
Power Consumption	P _D		180	200	220	W
Power Factor	%		0.90	--	--	--

PART NO. : HBFED2E-UNF1-WW1-200

Parameter	Symbol	Condition	Min.	Typ.	Max.	Unit
Luminous Flux	Φ_v	220 VAC	16000	20000	--	lm
Correlated Color Temperature	CCT		2700	3000	3300	K
Color Index	%		80	-	-	Ra
Viewing Angle	$\Delta\theta$		--	110°	--	Deg
Power Consumption	P _D		180	200	220	W
Power Factor	%		0.90	--	--	--

**PART NO. : HBFED2E-UNF1-TW1-200**

Parameter	Symbol	Condition	Min.	Typ.	Max.	Unit
Luminous Flux	Φ_v	220 VAC	16000	20000	--	lm
Correlated Color Temperature	CCT		3500	4000	4500	K
Color Index	%		80	-	-	Ra
Viewing Angle	$\Delta\theta$		--	110°	--	Deg
Power Consumption	P _D		180	200	220	W
Power Factor	%		0.90	--	--	--

PART NO. : HBFED2E-UNF1-DW1-200

Parameter	Symbol	Condition	Min.	Typ.	Max.	Unit
Luminous Flux	Φ_v	220 VAC	16000	20000	--	lm
Correlated Color Temperature	CCT		4500	5000	5500	K
Color Index	%		80	-	-	Ra
Viewing Angle	$\Delta\theta$		--	110°	--	Deg
Power Consumption	P _D		180	200	220	W
Power Factor	%		0.90	--	--	--

**PART NO. : HBFED2E-UNF1-CW1-200**

Parameter	Symbol	Condition	Min.	Typ.	Max.	Unit
Luminous Flux	Φ_v	220 VAC	16000	20000	--	lm
Correlated Color Temperature	CCT		5200	5700	6200	K
Color Index	%		80	-	-	Ra
Viewing Angle	$\Delta\theta$		--	110°	--	Deg
Power Consumption	P _D		180	200	220	W
Power Factor	%		0.90	--	--	--

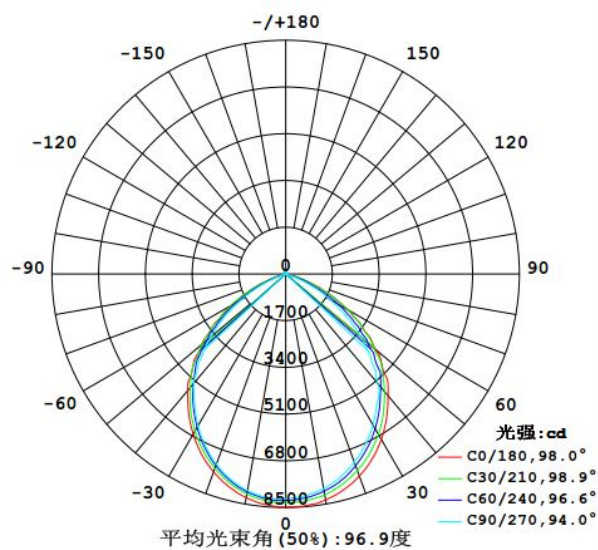
PART NO. : HBFED2E-UNF1-EW1-200

Parameter	Symbol	Condition	Min.	Typ.	Max.	Unit
Luminous Flux	Φ_v	220 VAC	16000	20000	--	lm
Correlated Color Temperature	CCT		5500	6000	6500	K
Color Index	%		80	-	-	Ra
Viewing Angle	$\Delta\theta$		--	110°	--	Deg
Power Consumption	P _D		180	200	220	W
Power Factor	%		0.90	--	--	--

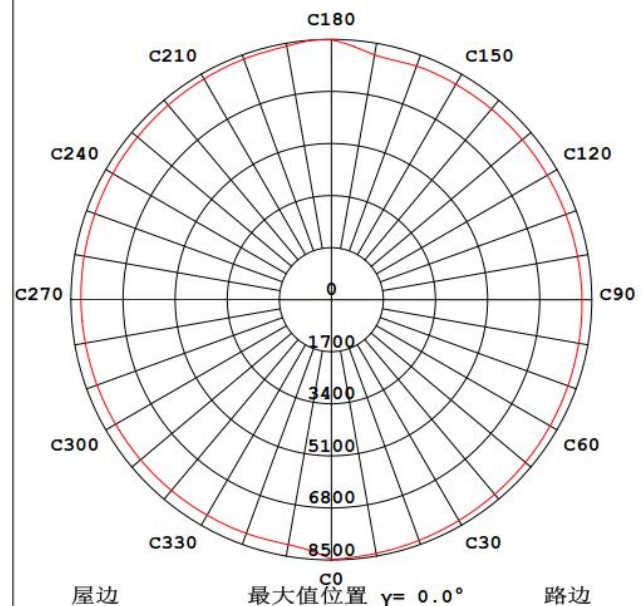
**PART NO. : HBFED2E-UNF1-NW1-200**

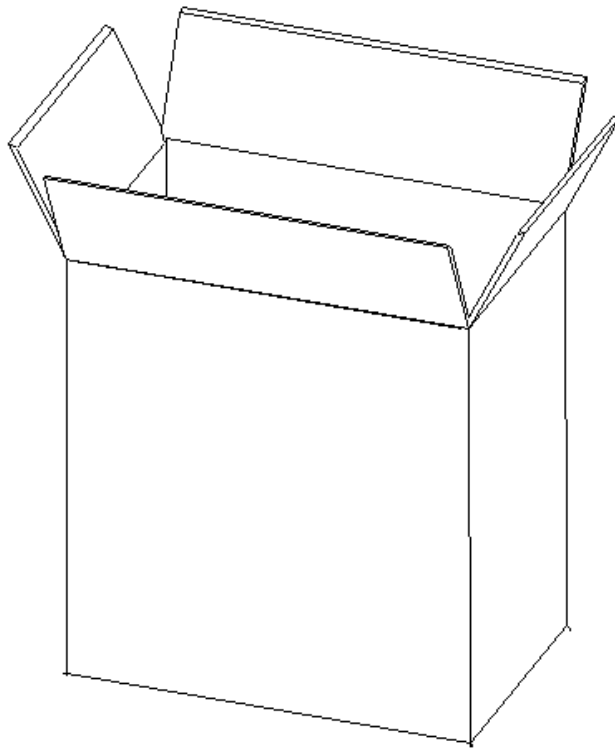
Parameter	Symbol	Condition	Min.	Typ.	Max.	Unit
Luminous Flux	Φ_v	220 VAC	16000	20000	--	lm
Correlated Color Temperature	CCT		5800	6500	7200	K
Color Index	%		80	-	-	Ra
Viewing Angle	$\Delta\theta$		--	110°	--	Deg
Power Consumption	P _D		180	200	220	W
Power Factor	%		0.90	--	--	--

子午面配光曲线



最大光强处圆锥面光强分布曲线



**Encased Type:**

PART NO.	Quantity	L(mm)	W(mm)	H(mm)	N.W. (Kg)	G.W. (Kg)
HBFED2E-UNF1-XX1-200	1 PCS	480	400	110	5.8	6.2